

Studio PsOHO: l'esperienza italiana

Dott. Emanuele Trovato

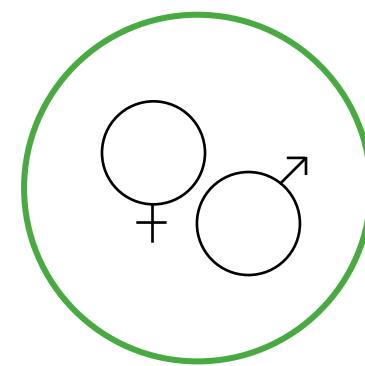
UOC Dermatologia, Dipartimento di Scienze Mediche,
Chirurgiche e Neurologiche Università di Siena

Divulgazioni


Ha scelto il ruolo di relatore o consulente per:

- Eli Lilly
- Novartis
- Janssen-Cilag
- Leo-Pharma
- Almirall
- Abbvie
- Fresenius-Kabi
- UCB

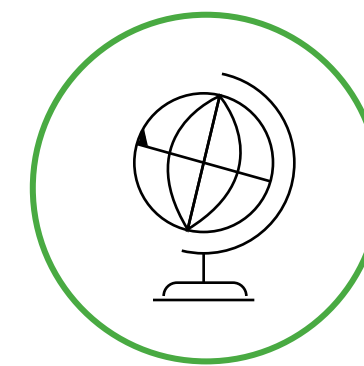
Nella psoriasi, è stato dimostrato che i risultati terapeutici possono variare in base ai dati demografici del paziente e alle caratteristiche della malattia



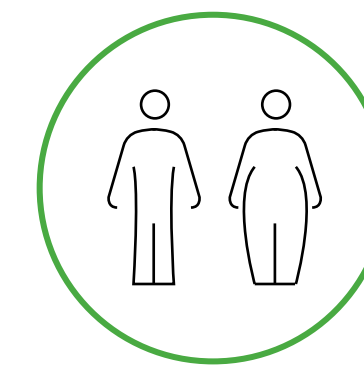
Sesso



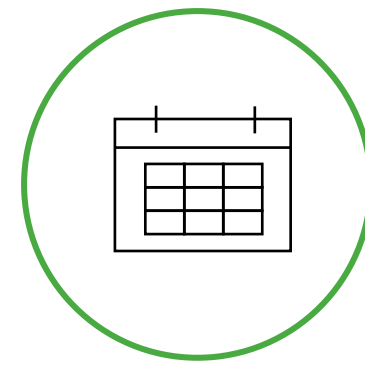
Età



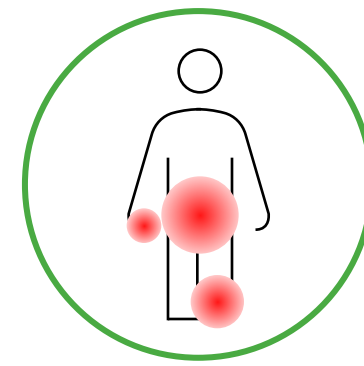
Razza



BMI



Durata di malattia



PsA concomitante



Pregressa terapia biologica

BMI=Body Mass Index.

Lynde C, et al. Adv Ther. 2022;doi10.1007/s12325-022-02379-9

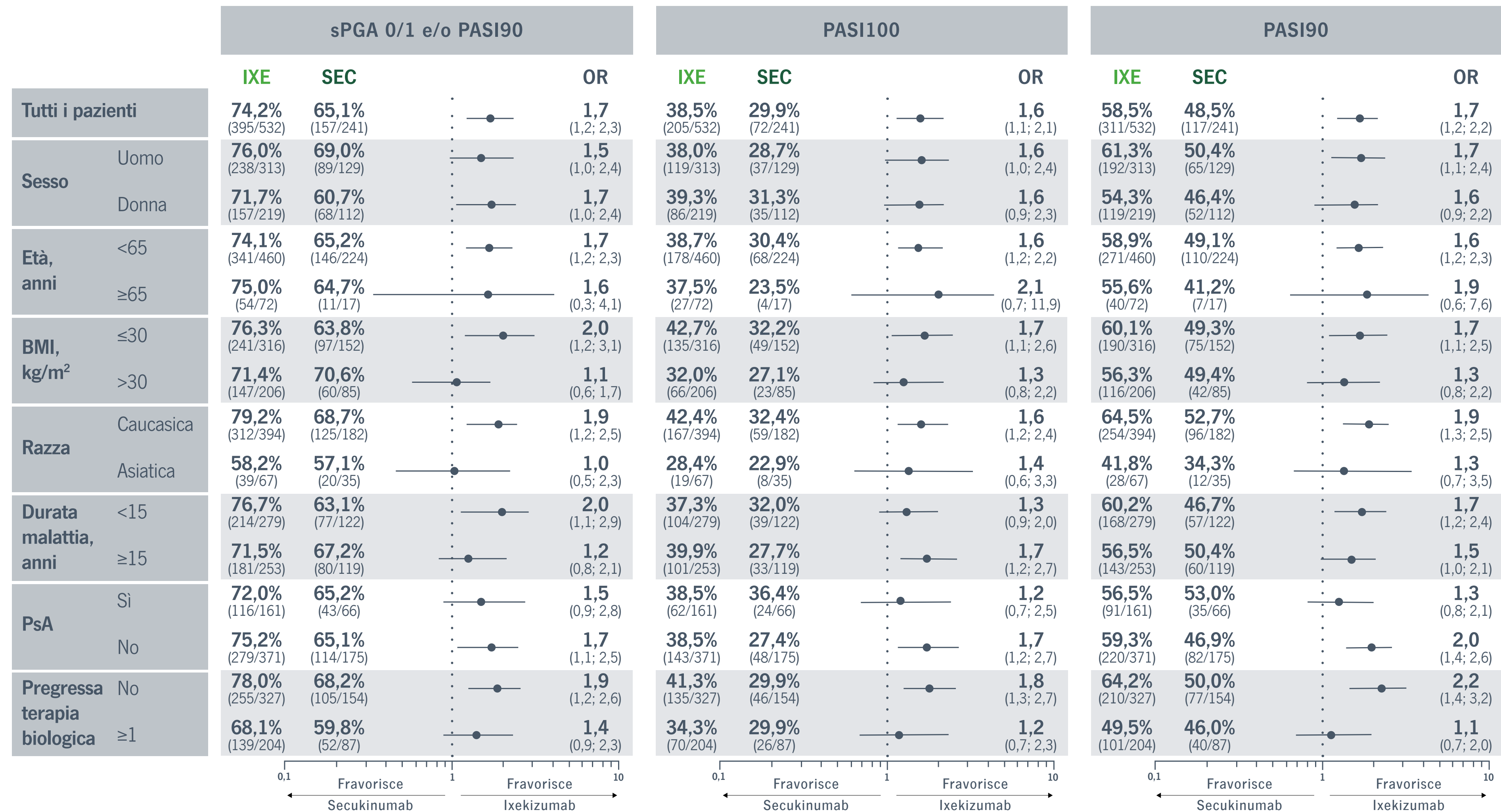
Caratteristiche demografiche e della malattia

	Totale (N=1981)	Anti IL-17A (N=773)	Altri biologici (N=1208)	Valore P
Età, anni	45,3 (13,6)	46,8 (13,7)	44,4 (13,5)	p <0,001
<65 anni	1802 (91,0)	684 (88,5)	1118 (92,5)	p <0,001
≥65 anni	179 (9,0)	89 (11,5)	90 (7,5)	p <0,001
Uomini, n (%)	1143 (57,7)	442 (57,2)	701 (58,0)	
Donne, n (%)	838 (42,3)	331 (42,8)	507 (42,0)	
Peso, kg	85,0 (21,1)	85,6 (20,8)	84,6 (21,2)	
BMI, kg/m²	29,0 (6,7)	29,2 (6,6)	28,9 (6,7)	
≤30 kg/m ² , n (%)	1233 (63,3)	468 (61,7)	765 (64,3)	
>30 kg/m ² , n (%)	716 (36,7)	291 (38,3)	425 (35,7)	
Caucasici, n (%)	1441 (72,7)	576 (74,5)	865 (71,6)	
Asiatici, n (%)	296 (14,9)	103 (13,3)	193 (16,0)	
Durata di malattia, mediana anni (Q1, Q3)	14,0 (6,8 - 23,8)	14,3 (6,4 - 24,2)	13,8 (7,1 - 23,6)	
<15 anni, n (%)	1047 (52,9)	401 (51,9)	646 (53,5)	
≥15 anni, n (%)	934 (47,1)	372 (48,1)	562 (46,5)	
PASI	14,5 (8,6)	14,6 (8,5)	14,5 (8,6)	
Percentuale di BSA	21,3 (17,7)	21,1 (17,5)	21,5 (17,9)	
sPGA - Moderata, n(%)	988 (50,7)	387 (50,7)	601 (50,8)	
sPGA - Severa, n(%)	610 (31,3)	242 (31,7)	368 (31,1)	
sPGA - Molto severa, n(%)	76 (3,9)	34 (4,5)	42 (3,5)	
DLQI	12,6 (7,8)	12,9 (7,9)	12,4 (7,8)	
Comorbidità attuali	1,5 (1,8)	1,6 (1,8)	1,4 (1,8)	
Artrite psoriasica, n(%)	461 (23,3)	227 (29,4)	234 (19,4)	p <0,001
Terapia Progressa, n(%)	1565 (79,0)	573 (74,2)	992 (82,1)	p <0,001
Terapia Biologica Progressa, n(%)	706 (35,7)	291 (37,7)	415 (34,4)	

Caratteristiche demografiche e della malattia

		sPGA 0/1 o PASI90			PASI100			PASI90		
		Anti IL-17A	Altri biologici	OR aggiustato (95% CI)	Anti IL-17A	Altri biologici	OR aggiustato (95% CI)	Anti IL-17A	Altri biologici	OR aggiustato (95% CI)
Tutti i pazienti		71,4% (552/773)	58,6% (708/1208)	1,9 (1,6; 2,4)	35,8% (227/773)	21,9% (265/1208)	2,1 (1,8; 2,6)	55,4% (428/773)	39,3% (475/1208)	2,2 (1,8; 2,7)
Sesso	Uomo	74,0% (327/442)	60,1% (421/701)	2,0 (1,5; 2,5)	35,3% (156/442)	21,7% (152/701)	2,1 (1,5; 2,6)	58,1% (257/442)	40,4% (283/701)	2,3 (1,7; 2,8)
	Donna	68,0% (225/331)	56,6% (287/507)	1,8 (1,4; 2,4)	36,6% (121/331)	22,3% (113/507)	2,2 (1,6; 2,8)	51,7% (171/331)	37,9% (192/507)	2,0 (1,4; 2,7)
Età, anni	<65	71,2% (487/684)	58,9% (658/1118)	1,9 (1,6; 2,3)	36,0% (246/684)	22,1% (247/1118)	2,1 (1,7; 2,6)	55,7% (381/684)	39,5% (442/1118)	2,2 (1,9; 2,5)
	≥65	73,0% (65/89)	55,6% (50/90)	2,0 (1,1; 3,9)	34,8% (31/89)	20,0% (18/90)	2,1 (1,3; 4,3)	52,8% (47/89)	36,7% (33/90)	2,0 (1,2; 3,7)
BMI, kg/m²	≤30	72,2% (338/468)	61,8% (473/765)	1,8 (1,4; 2,2)	39,3% (184/468)	23,3% (178/765)	2,3 (1,8; 2,8)	56,6% (265/468)	41,6% (318/765)	2,0 (1,5; 2,5)
	>30	71,1% (207/291)	53,2% (226/425)	2,4 (1,8; 3,4)	30,6% (89/291)	20,0% (85/425)	1,8 (1,2; 2,5)	54,3% (158/291)	36,0% (153/425)	2,5 (1,8; 3,3)
Razza	Caucasica	75,9% (437/576)	62,7% (542/865)	2,0 (1,6; 2,5)	39,2% (226/576)	23,8% (206/865)	2,2 (1,8; 2,8)	60,8% (350/576)	41,6% (360/865)	2,4 (1,9; 3,0)
	Asiatica	57,8% (59/102)	51,1% (97/190)	1,7 (1,0; 2,5)	26,5% (27/102)	16,3% (31/190)	1,9 (1,0; 3,3)	39,2% (40/102)	37,4% (71/190)	1,3 (0,8; 2,1)
Durata malattia, anni	<15	72,6% (291/401)	59,1% (382/646)	2,0 (1,5; 2,6)	35,7% (143/401)	22,3% (144/646)	2,1 (1,6; 2,6)	56,1% (225/401)	40,2% (260/646)	2,2 (1,8; 2,6)
	≥15	70,2% (261/372)	58,0% (326/562)	1,8 (1,4; 2,5)	36,0% (134/372)	21,5% (121/562)	2,1 (1,4; 2,6)	54,6% (203/372)	38,3% (215/562)	2,0 (1,6; 2,6)
PsA	Si	70,0% (159/227)	50,9% (119/234)	2,2 (1,5; 3,2)	37,9% (86/227)	14,5% (34/234)	4,0 (2,5; 6,5)	55,5% (126/227)	29,5% (69/234)	3,3 (2,3; 5,2)
	No	72,0% (393/546)	60,5% (589/974)	1,8 (1,5; 2,3)	35,0% (191/546)	23,7% (231/974)	1,8 (1,4; 2,2)	55,3% (302/546)	41,7% (406/974)	1,8 (1,5; 2,3)
Pregressa terapia biologica	No	74,8% (360/481)	60,8% (482/793)	2,1 (1,6; 2,5)	37,6% (181/481)	23,3% (185/793)	2,0 (1,6; 2,4)	59,7% (287/481)	41,2% (327/793)	2,3 (1,7; 2,6)
	≥1	65,6% (191/291)	54,5% (226/415)	1,6 (1,2; 2,3)	33,0% (96/291)	19,3% (80/415)	2,3 (1,7; 3,0)	48,5% (141/291)	35,7% (148/415)	1,9 (1,4; 2,5)

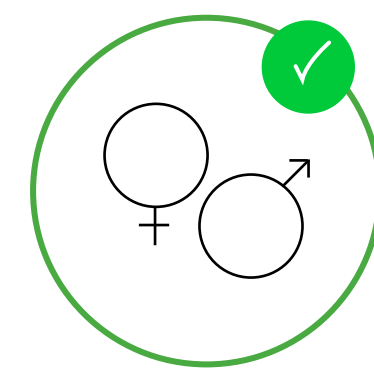
Ixekizumab vs Secukinumab




In tutti i sottogruppi, i pazienti trattati con Ixekizumab hanno ottenuto tassi di risposta PASI100 superiori alla 12^o settimana

(Eccetto categorie età ≥ 65 anni e asiatici)

IXE ha registrato il tasso di risposta PASI100 più elevato alla 12^o settimana



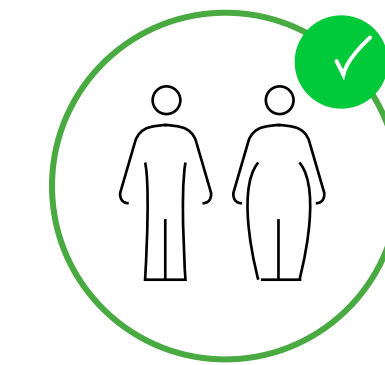
Sesso



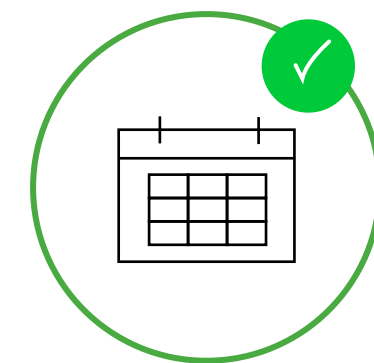
Età
<65 anni



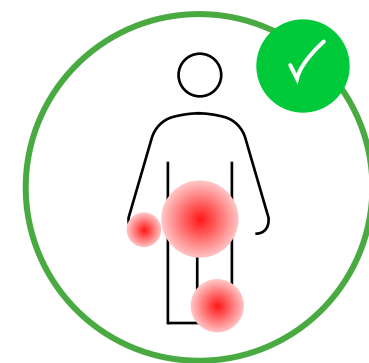
Razza
Caucasica



BMI
 ≤ 30 e > 30



Durata di malattia
<15 anni e ≥ 15 anni



PsA concomitante
Sì e No



Pregressa terapia biologica
Nessuna e ≥ 1

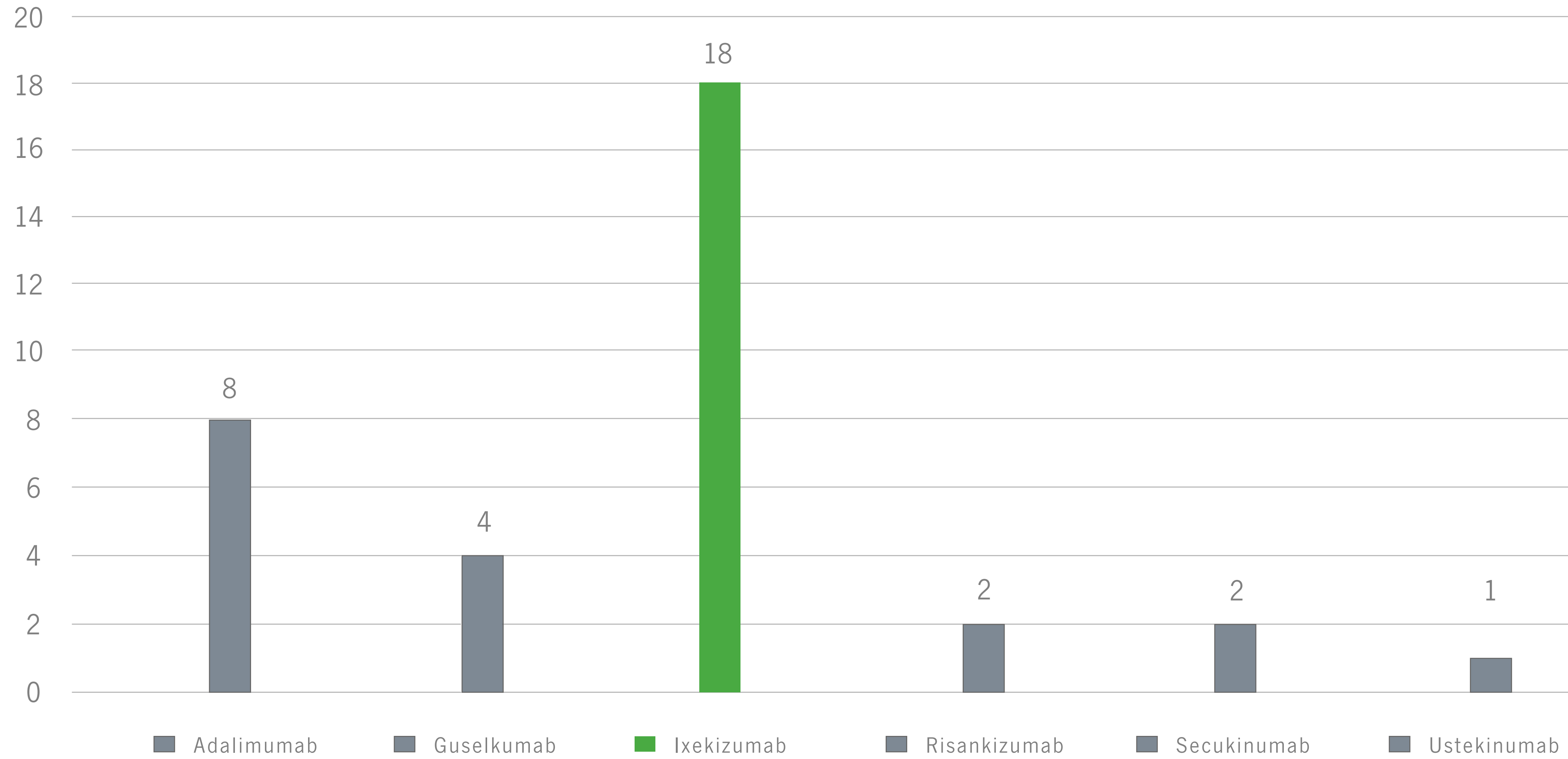
Unadjusted, actual PASI100 response rates at Week 12 for the studied individual biologics. For missing data, the outcomes of interest were imputed using NRI. Unadjusted CIs were calculated using normal approximation. BMI=Body Mass Index; CI=Confidence Interval; IXE=Ixekizumab; NRI=Non-responder Imputation; PASI100=100% Improvement in Psoriasis Area and Severity Index; PsA=Psoriatic Arthritis; RIS=Risankizumab.

Dati demografici e caratteristiche di base

Siena

	Totale (N=35)	Anti IL-17A (N=20)	Altri biologici (N=15)
Età, anni	52,17 ± 16,03	52,9 ± 17,54	51,2 ± 13,7
<65 anni	24 (68,57%)	12 (60%)	12 (80%)
≥65 anni	11 (31,43%)	8 (40%)	3 (20%)
Uomini, n (%)	21 (60%)	14 (70%)	7 (46,7%)
Donne, n (%)	14 (40%)	6 (30%)	8 (53,3%)
BMI, kg/m²	29,5	29,7	29,2
≤30 kg/m ² , n (%)	23 (65,7%)	14 (70%)	9 (60%)
>30 kg/m ² , n (%)	12 (34,3%)	6 (30%)	6 (40%)
Caucasici, n (%)	35 (100%)	20 (100%)	15 (100%)
Durata di malattia, mediana anni (Q1, Q3)	11,6 ± 8-6	12,3 ± 9,3	10,7 ± 7,5
<15 anni, n (%)	22 (62,86%)	12 (60%)	10 (66,6%)
≥15 anni, n (%)	13 (37,14%)	8 (40%)	5 (33,4%)
PASI	13,6	13,8	13,4
sPGA - Moderata, n(%)	20 (57,14%)	12 (60%)	10 (66,6%)
sPGA - Severa, n(%)	10 (28,57%)	5 (25%)	3 (10%)
sPGA - Molto severa, n(%)	5 (14,28%)	3 (15%)	2 (13,4%)
DLQI	15,7	15,5	15,8
Artrite psoriasica, n(%)	10 (28,57%)	5 (25%)	5 (33,4%)
Qualsiasi precedente terapia convenzionale, n(%)	35 (100%)	20 (100%)	15 (100%)
Precedente trattamento con farmaci biologici, n(%)	20 (57,14%)	14 (70%)	9 (60%)

Suddivisione per farmaco baseline

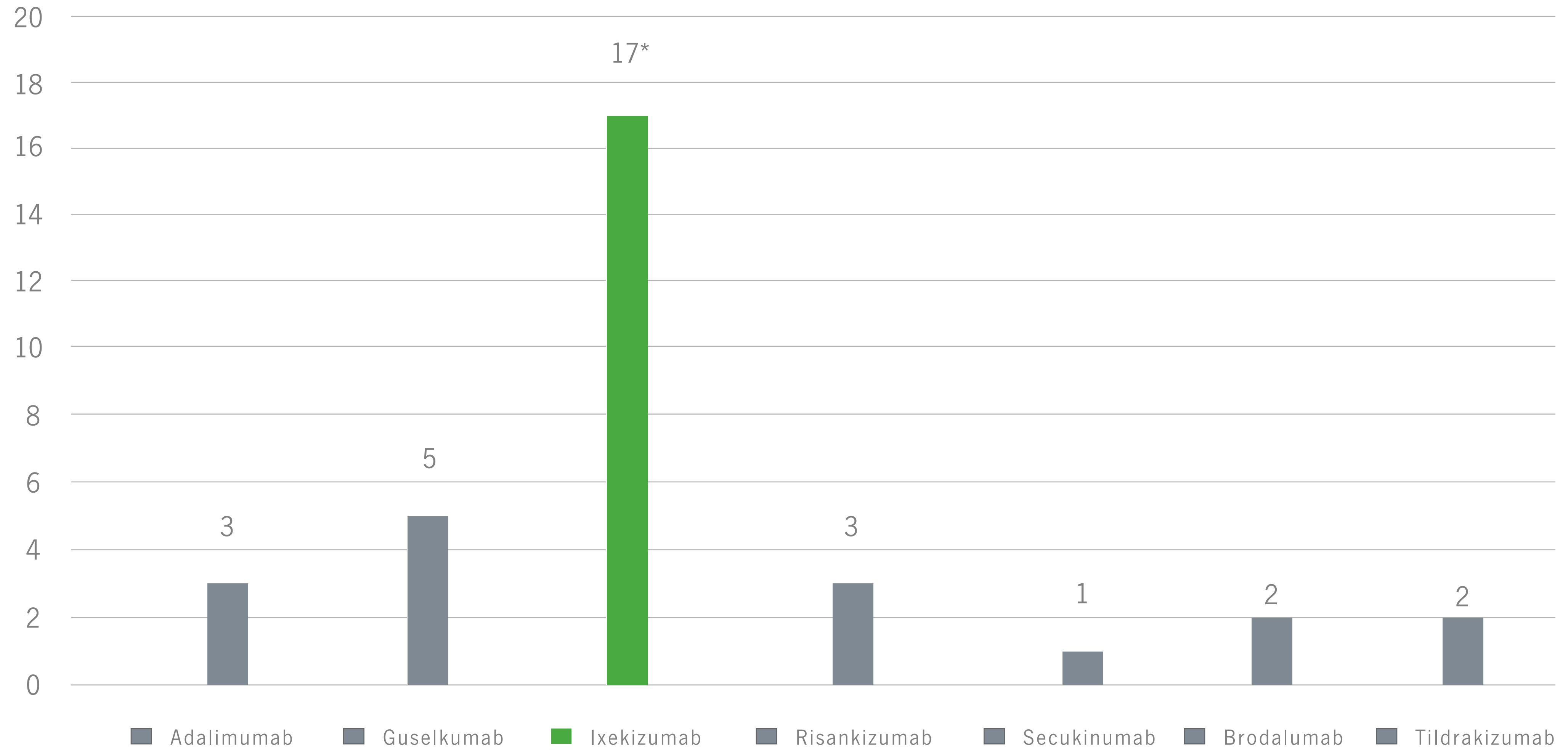


Dati demografici e caratteristiche di base

Siena - Ixekizumab

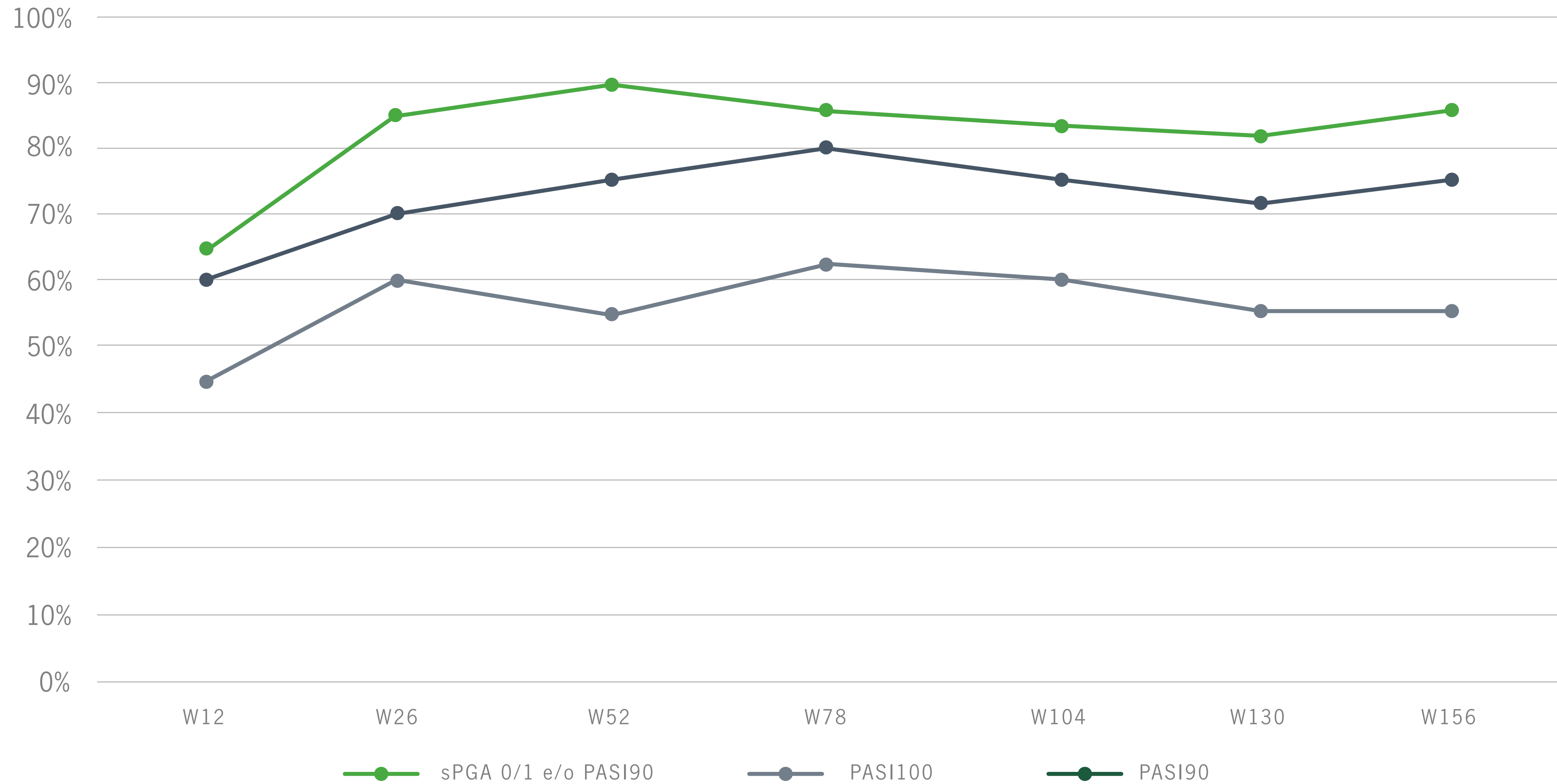
	Ixekizumab (N=18)
Età, anni	55 ± 16,9
<65 anni	10 (55,6%)
≥65 anni	8 (44,4%)
Uomini, n (%)	13 (72,2%)
Donne, n (%)	5 (27,8%)
BMI, kg/m²	30,2
≤30 kg/m ² , n (%)	12 (66,7%)
>30 kg/m ² , n (%)	6 (33,3%)
Caucasici, n (%)	18 (100%)
Durata di malattia, mediana anni (Q1, Q3)	16 ± 8,7
<15 anni, n (%)	10 (55,6%)
≥15 anni, n (%)	8 (44,4%)
PASI	15,2
sPGA - Moderata, n(%)	10 (55,6%)
sPGA - Severa, n(%)	5 (27,8%)
sPGA - Molto severa, n(%)	3 (16,6%)
DLQI	18,2
Artrite psoriasica, n(%)	4 (22,2%)
Qualsiasi precedente terapia convenzionale, n(%)	18 (100%)
Precedente trattamento con farmaci biologici, n(%)	13 (72,2%)

Suddivisione per farmaco termine studio



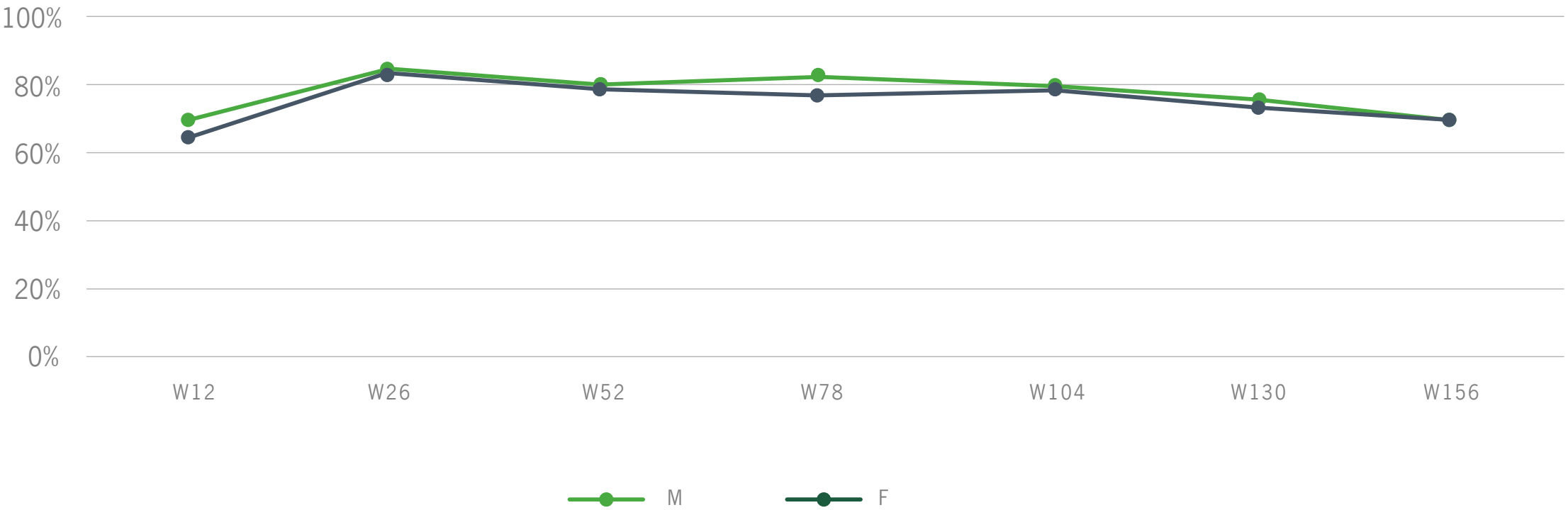
*EA segnalato con codice IT202306012445
Esperienza Dott. Trovato, Università di Siena

Risultati Ixekizumab - Totale

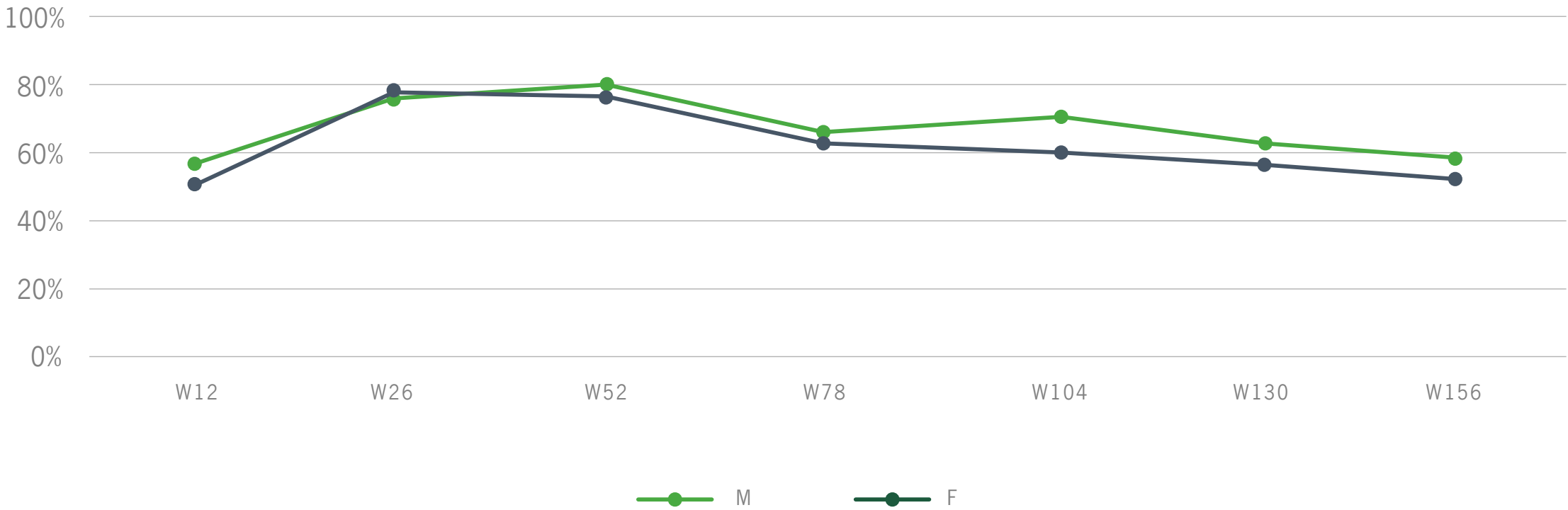


Risultati Ixekizumab - Genere

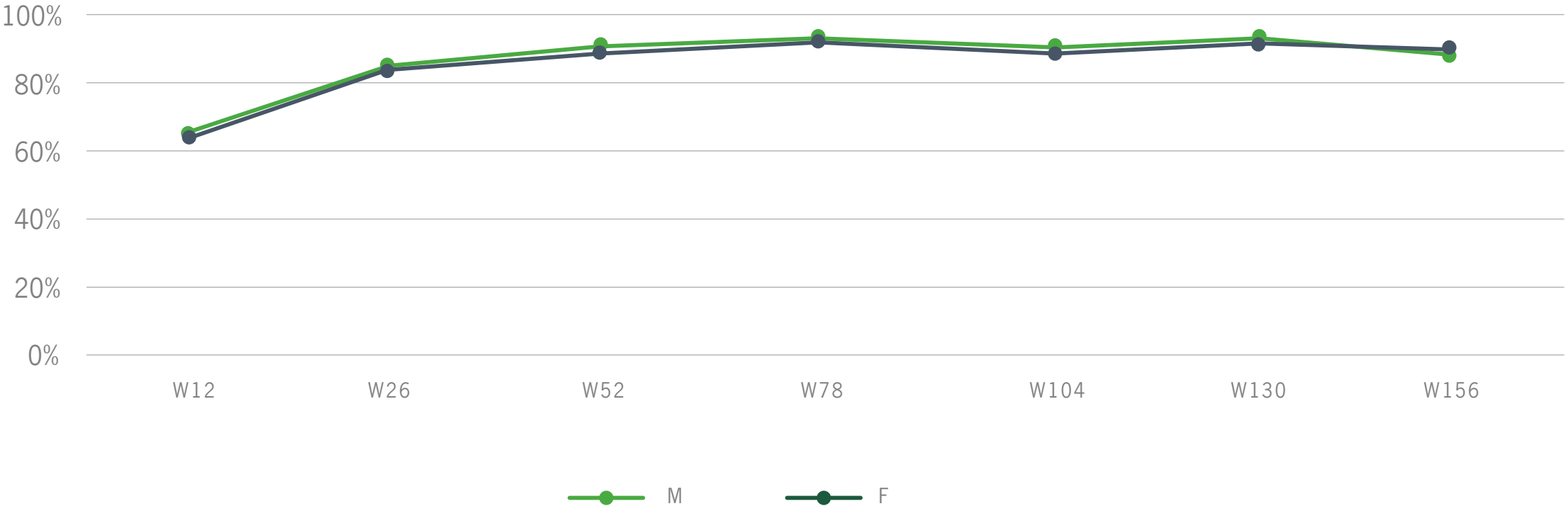
sPGA 0/1 e/o PASI90



PASI100

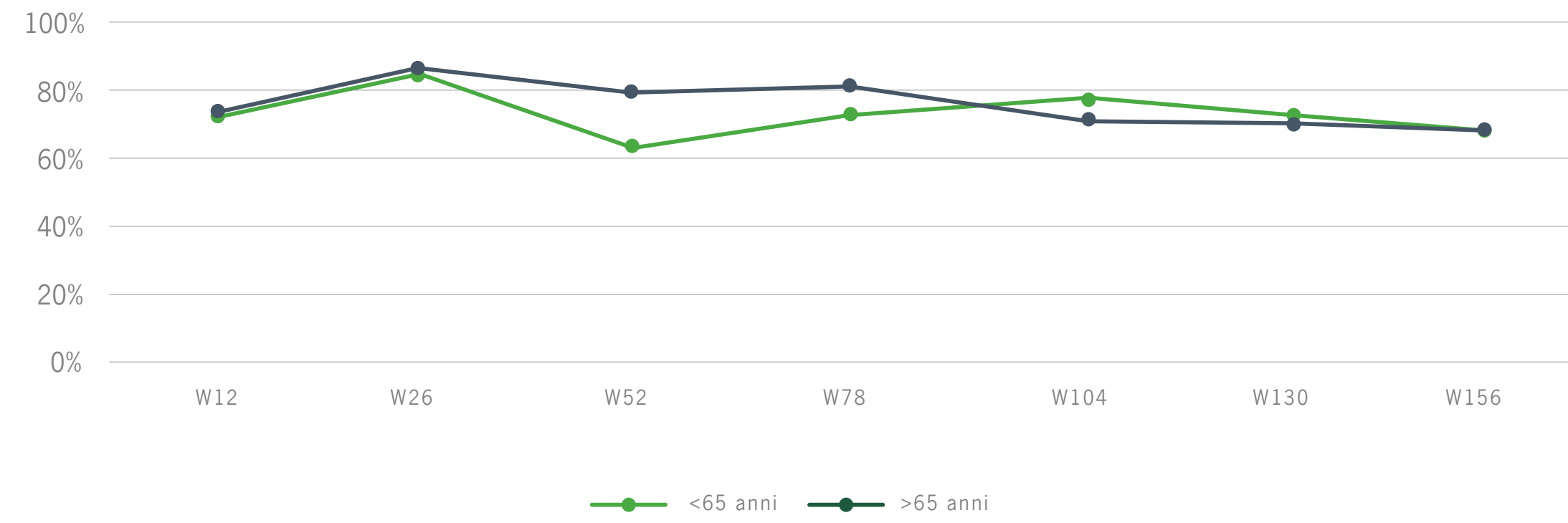


PASI90

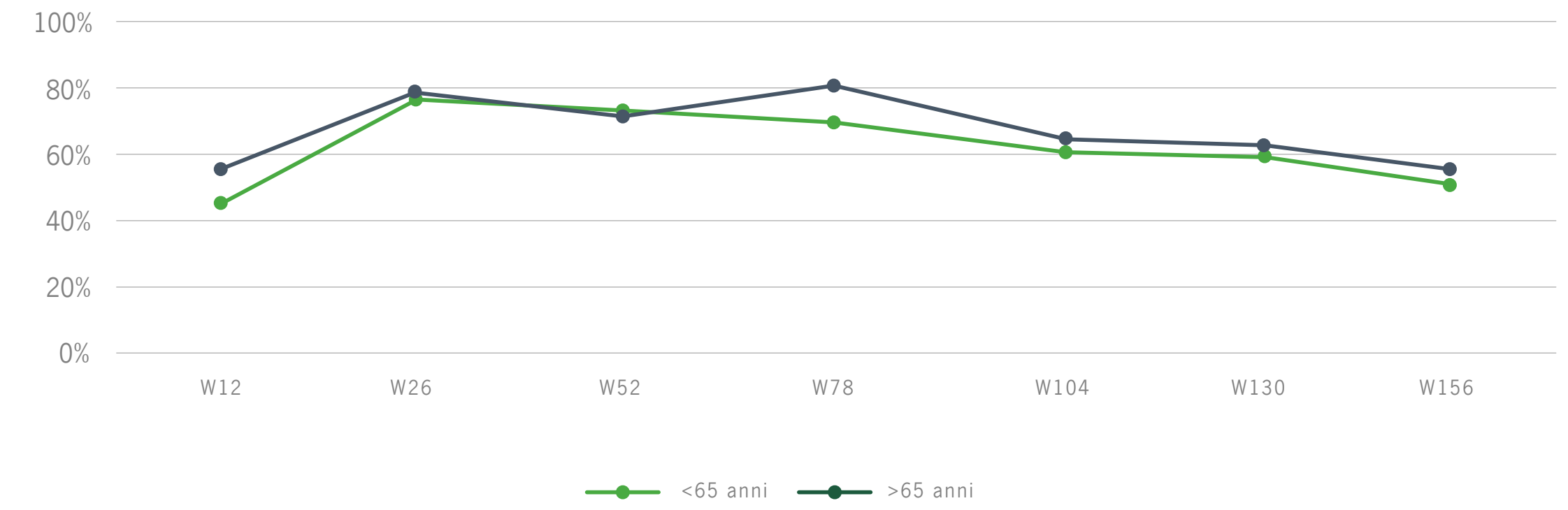


Risultati Ixekizumab - Età

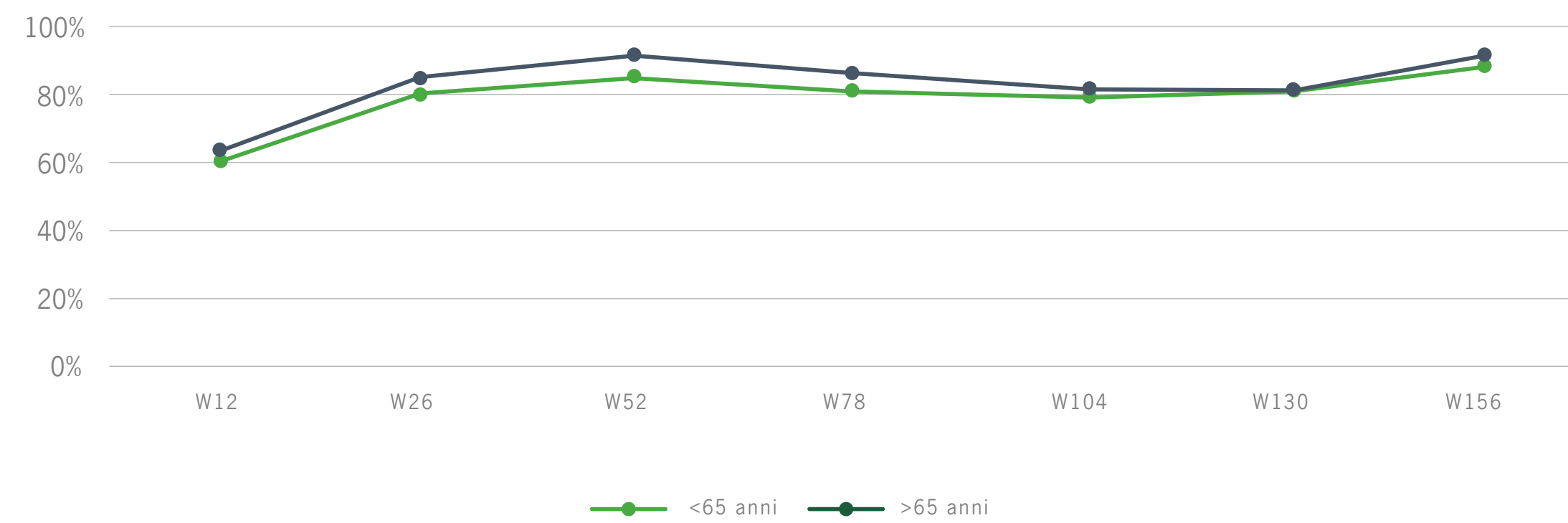
sPGA 0/1 e/o PASI90



PASI100

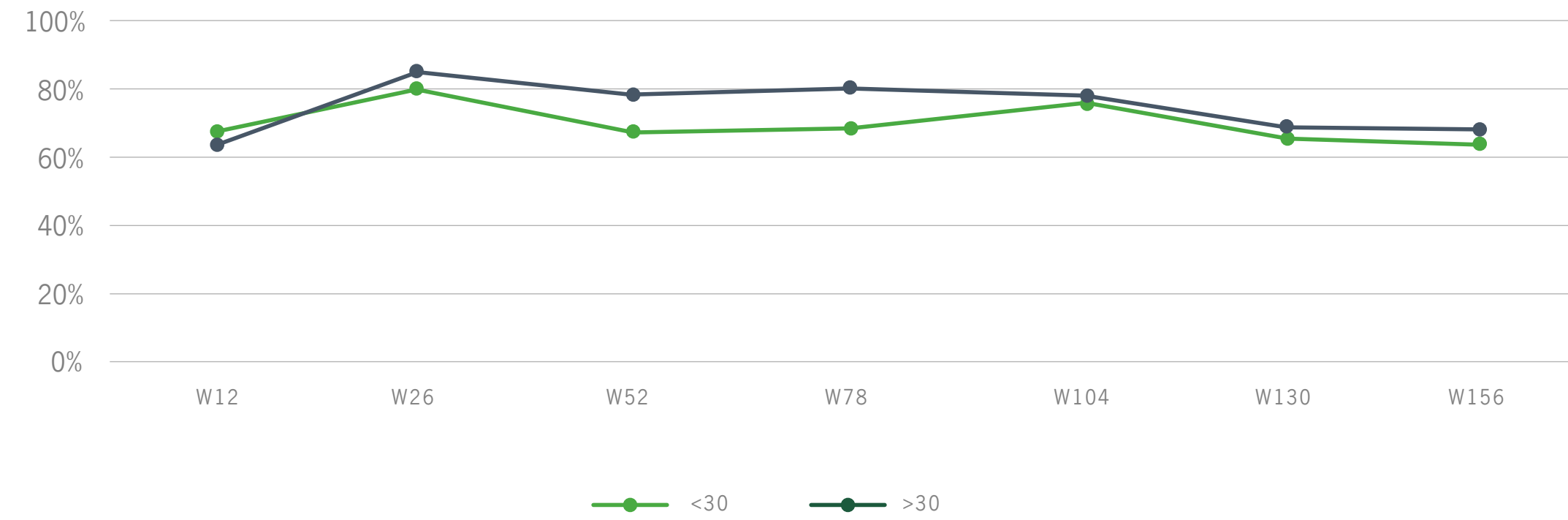


PASI90

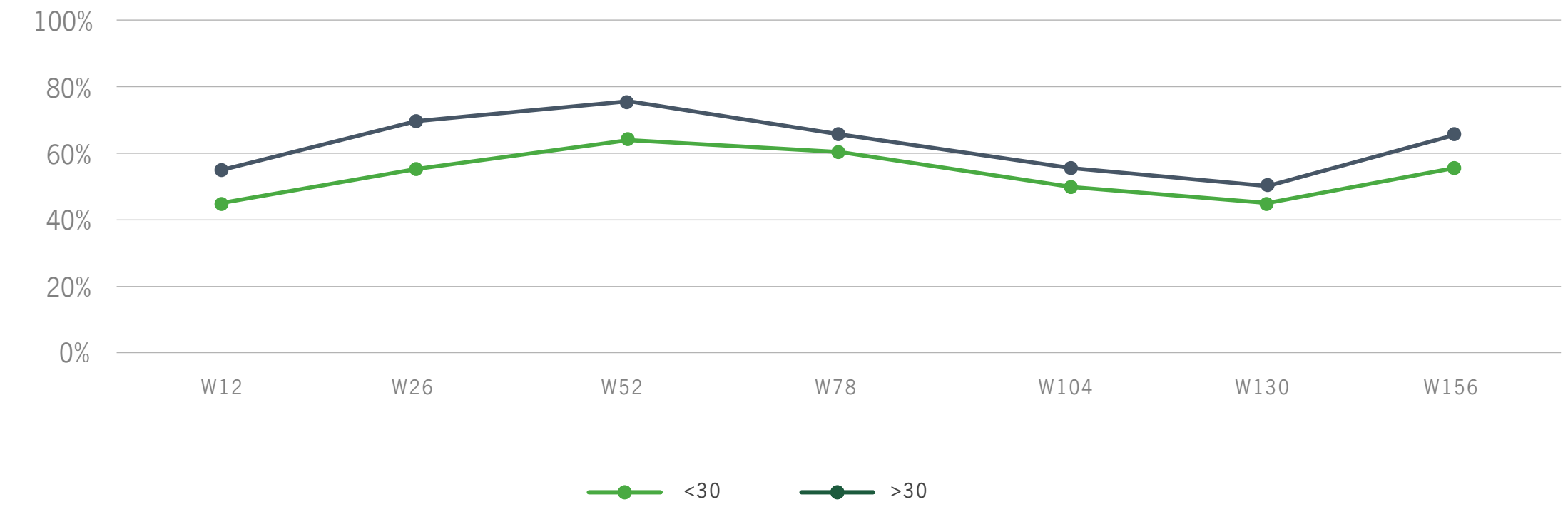


Risultati Ixekizumab - BMI

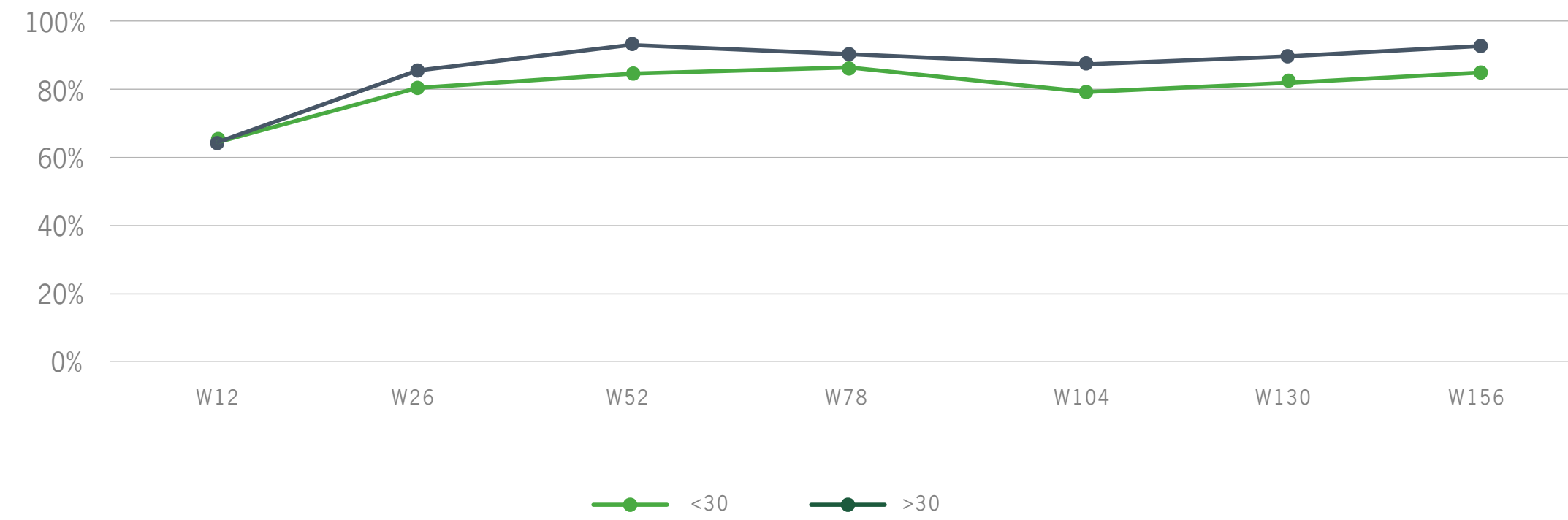
sPGA 0/1 e/o PASI90



PASI100

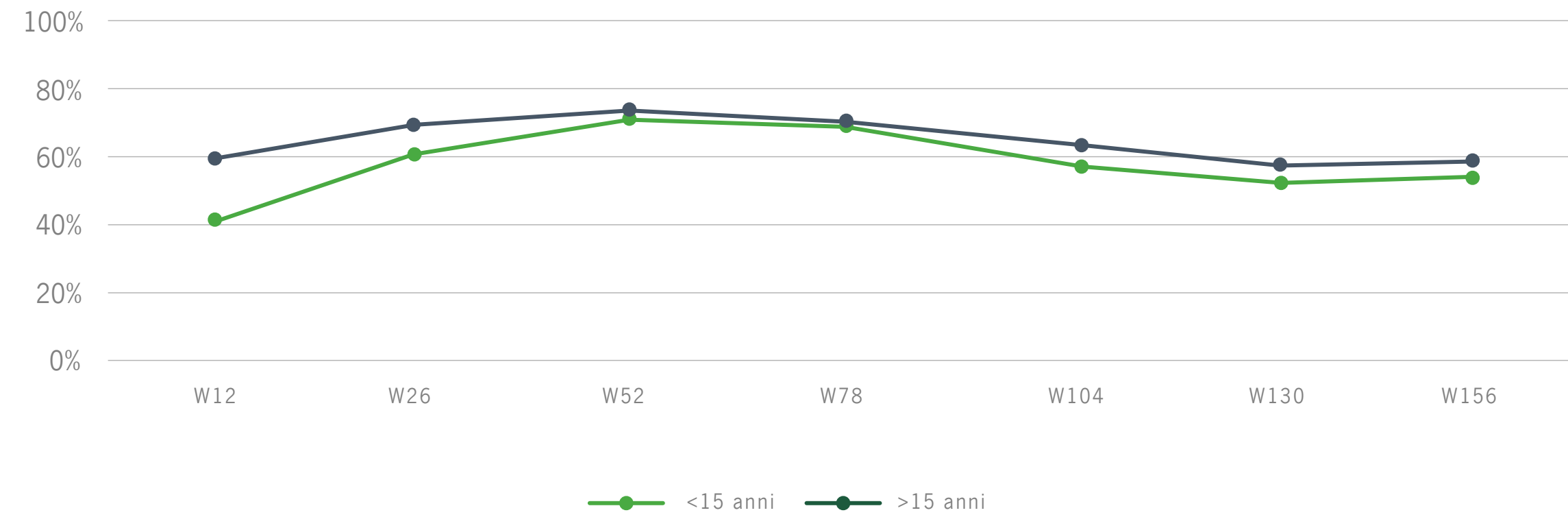


PASI90

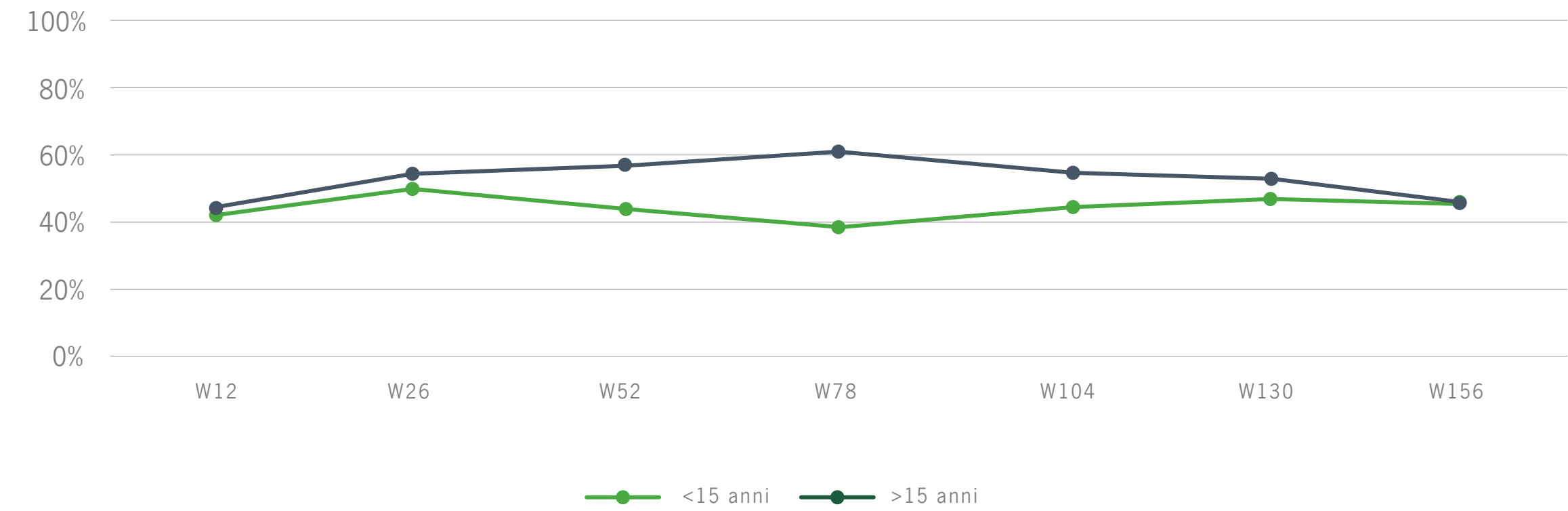


Risultati Ixekizumab - Durata malattia

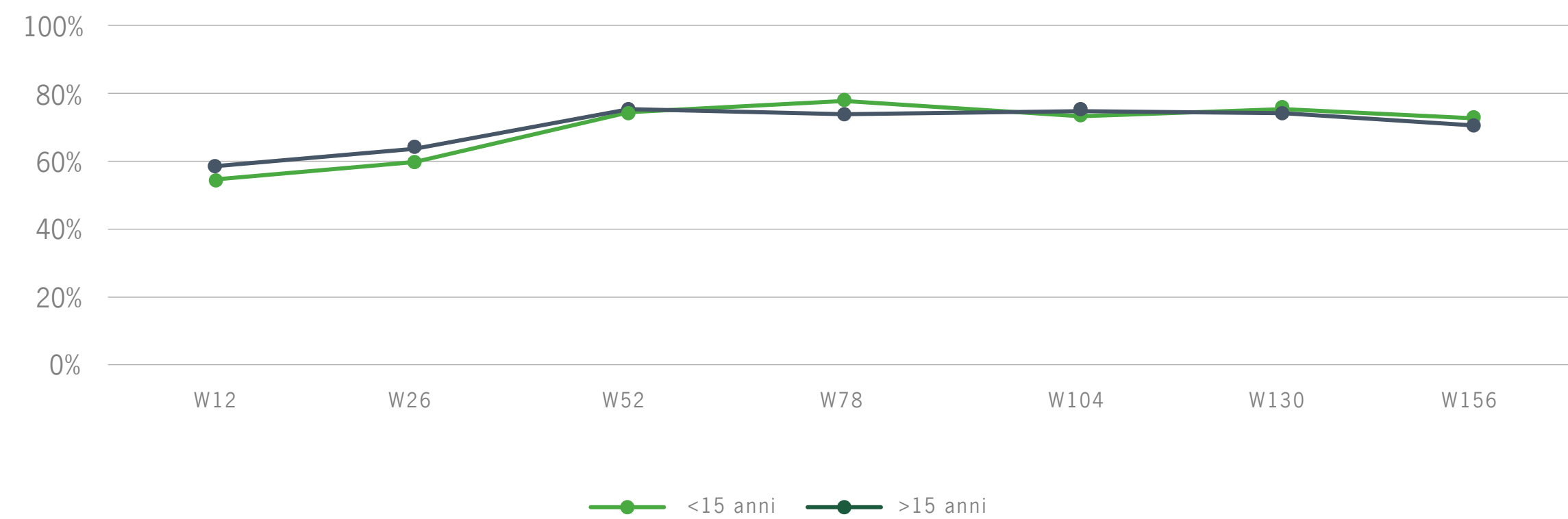
sPGA 0/1 e/o PASI90



PASI100

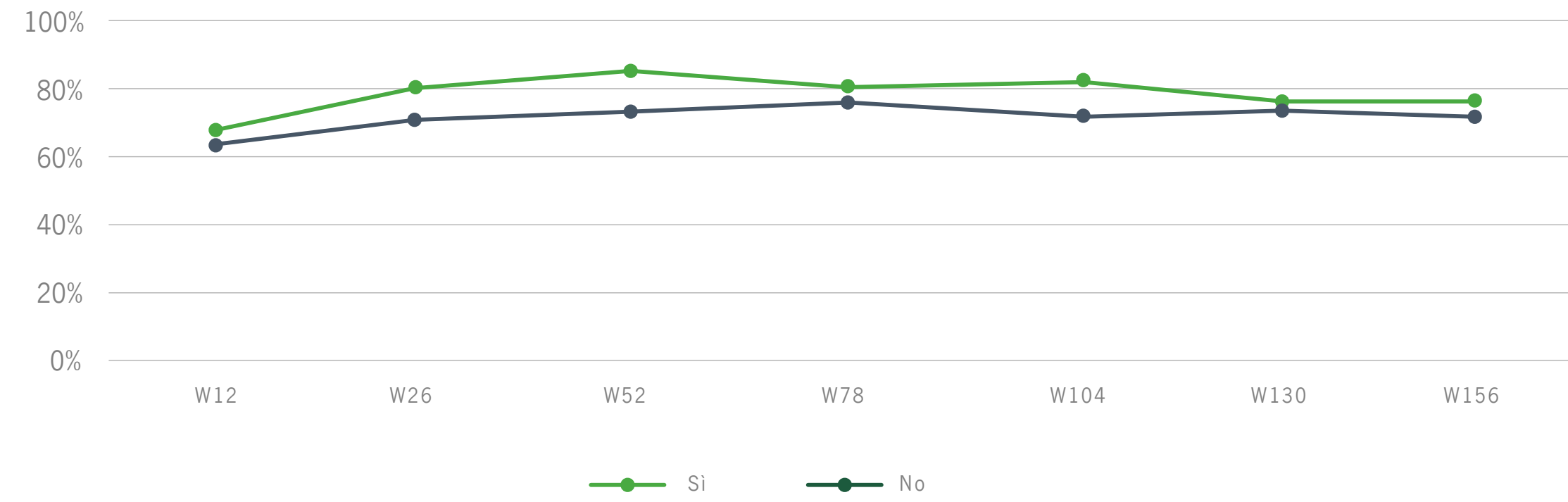


PASI90

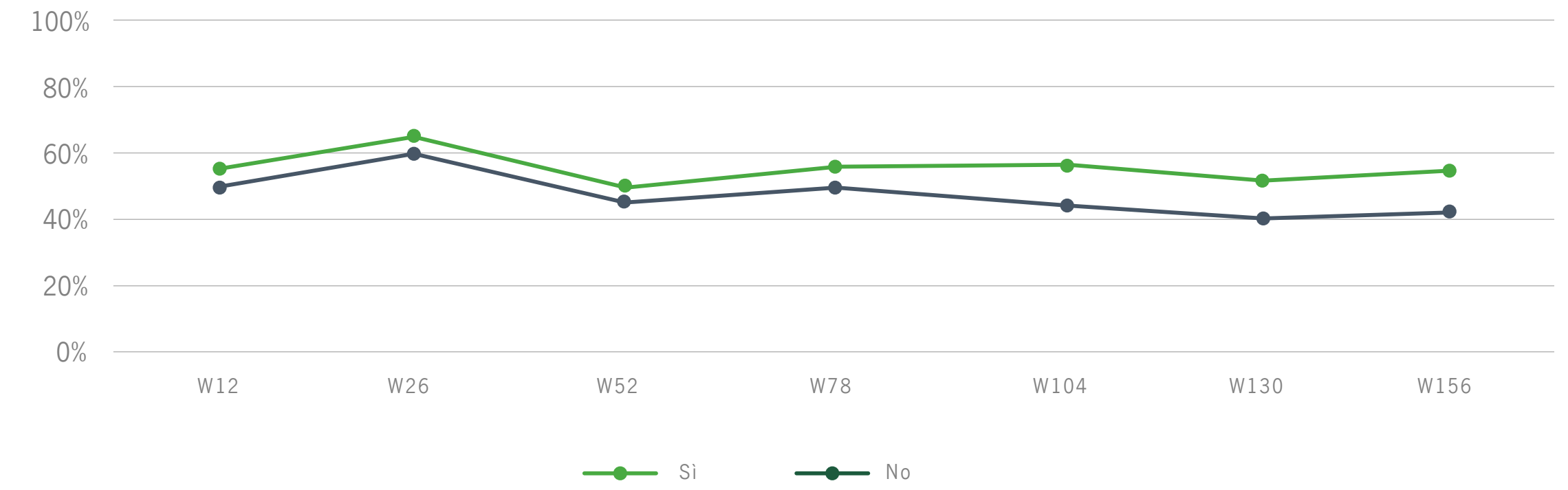


Risultati Ixekizumab - PsA

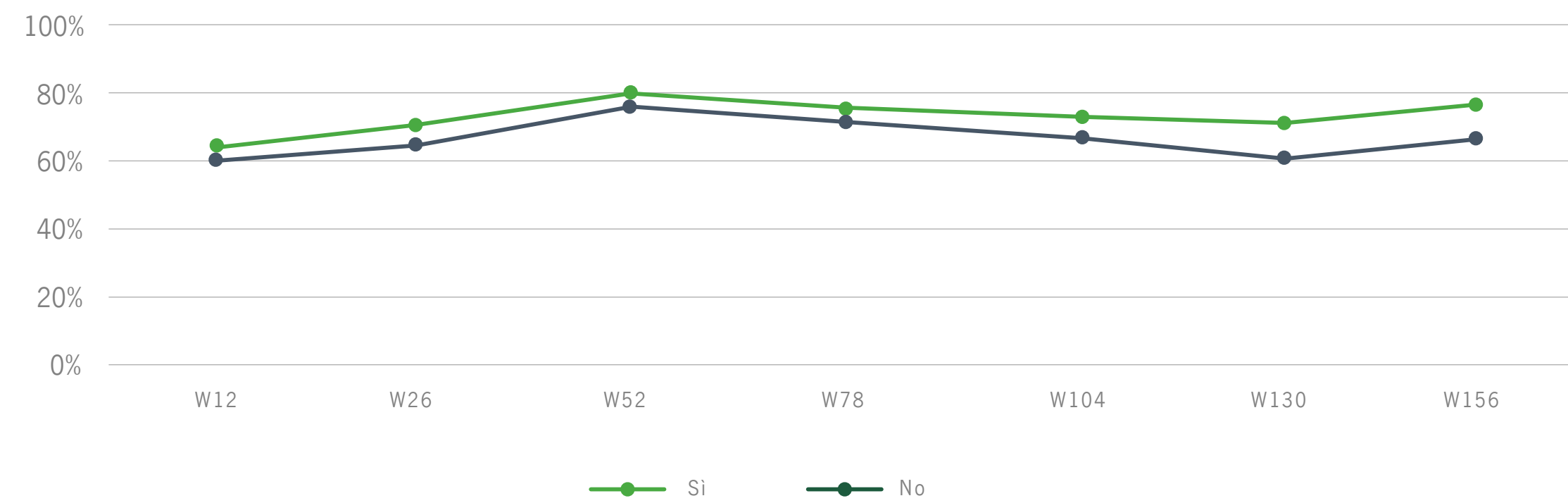
sPGA 0/1 e/o PASI90



PASI100

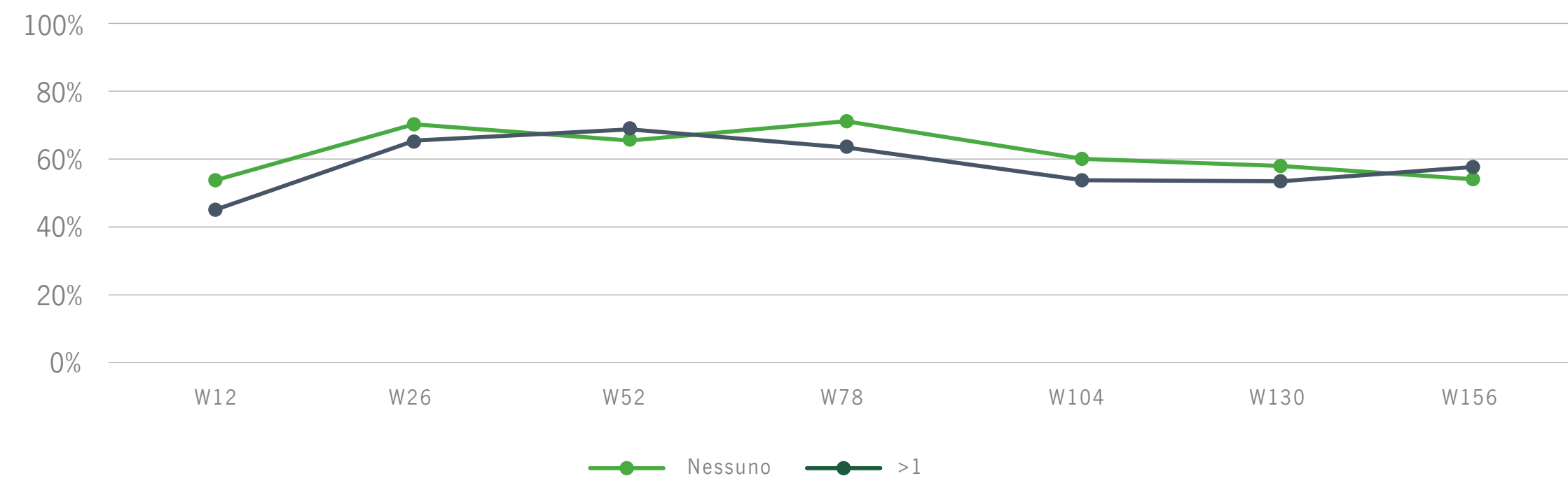


PASI90

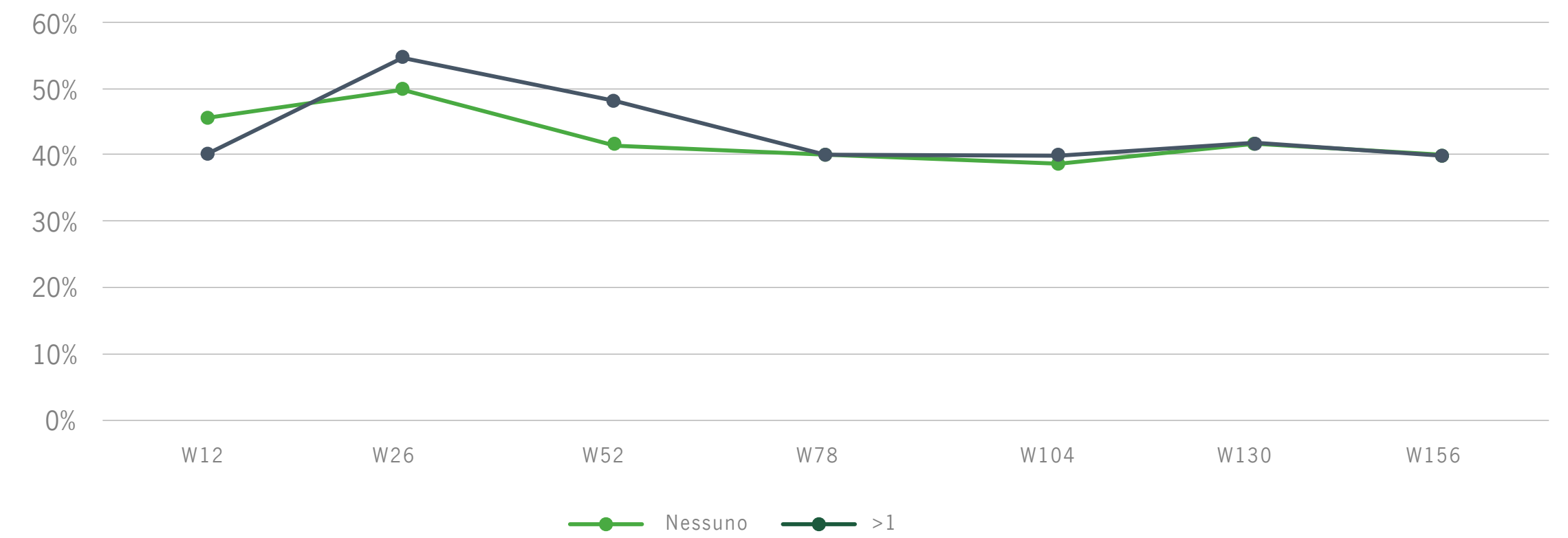


Risultati Ixekizumab - Naïve VS Bioexp

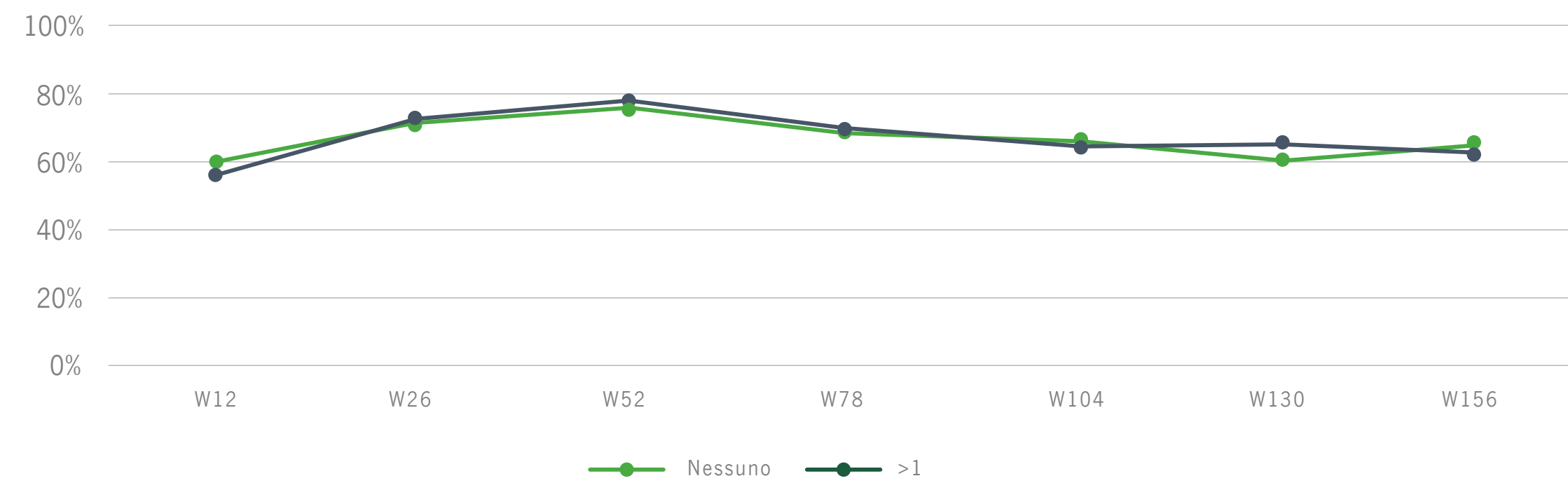
sPGA 0/1 e/o PASI90



PASI100



PASI90



Le mie regole, i miei consigli

- La lunga durata di malattia e le precedenti terapie non sono necessariamente un ostacolo nel raggiungimento del PASI100
- Ixekizumab mantiene la risposta a 156 settimane = maggiore aderenza del paziente in terapia
- Aumentare consapevolezza del dermatologo nella gestione della PsA
- Sicurezza e solidità di Ixekizumab anche in obesi e anziani